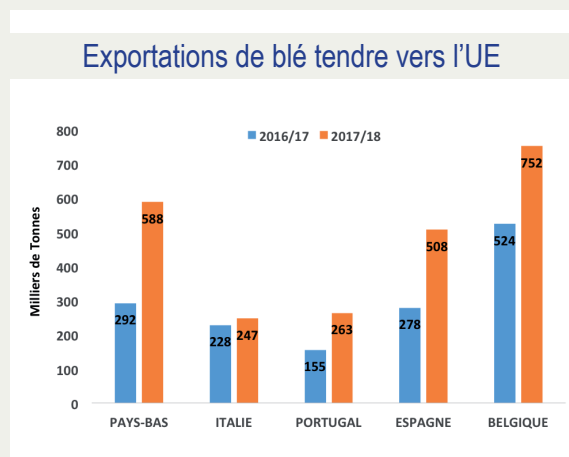


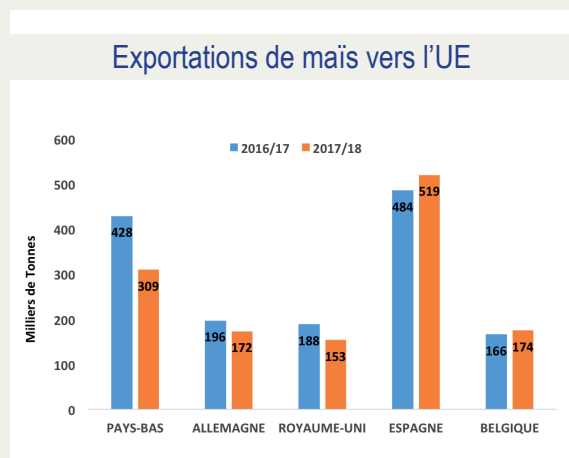
## Exportations au 1<sup>er</sup> novembre 2017 (en tonnes)

### Blé tendre *(principales destinations)*



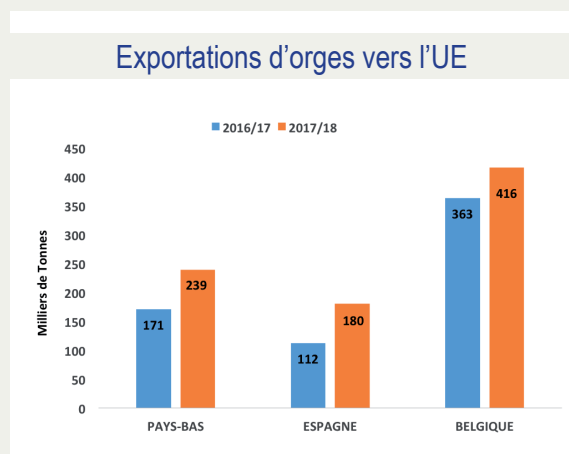
	2016/17	2017/18	Evolution
UE à 28	1 585 406	2 646 935	67,0%
Algérie	834 525	1 304 597	56,3%
Côte d'Ivoire	152 772	113 457	-25,7%
Cuba	45 800	185 001	303,9%
Pays tiers	1 829 037	2 029 219	10,9%

### Maïs *(principales destinations)*



	2016/17	2017/18	Evolution
UE à 28	1 659 717	1 485 559	-10,5%
Pays tiers	127 080	50 993	-59,9%

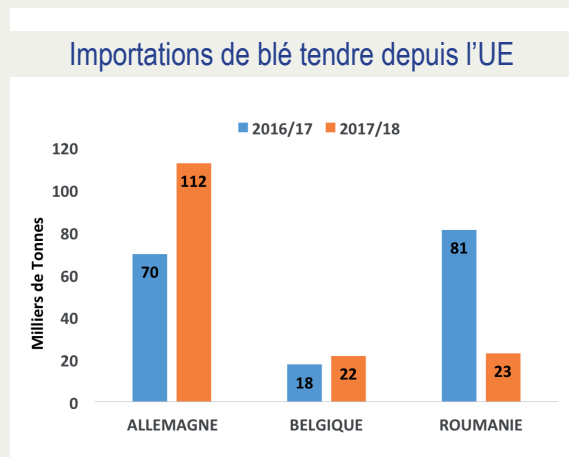
### Orge *(principales destinations)*



	2016/17	2017/18	Evolution
UE à 28	823 643	1 010 264	22,7%
Maroc	77 263	97 354	26,0%
Arabie Saoudite	59 233	198 889	235,8%
Chine	320 682	219 769	-31,5%
Pays tiers	633 893	666 549	5,2%

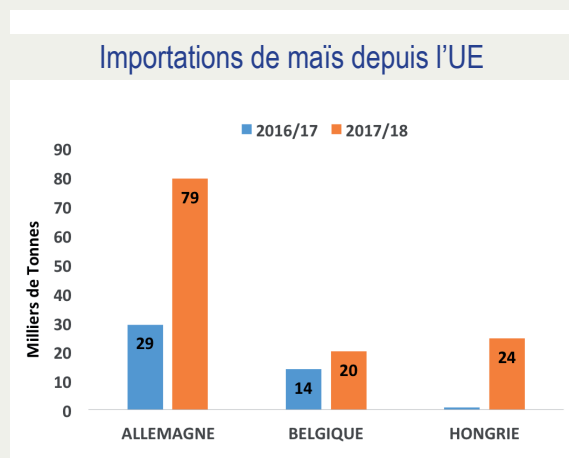
## ● Importations au 1<sup>er</sup> novembre 2017 (en tonnes)

### Blé tendre (principales origines)



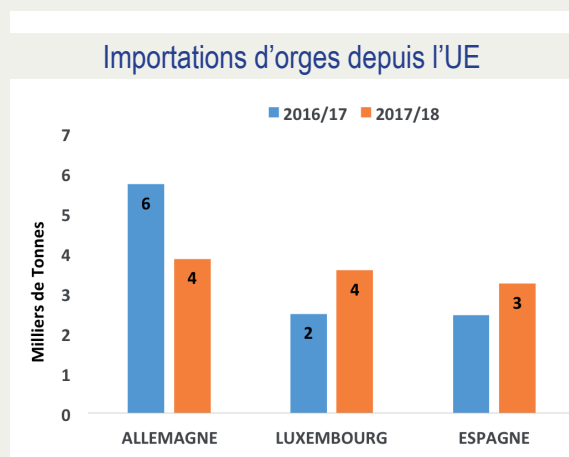
	2016/17	2017/18	Evolution
UE à 28	449361	171328	-61,9%

### Maïs (principales origines)



	2016/17	2017/18	Evolution
UE à 28	119 676	138 100	15,4%
Pays tiers	4 673	7 432	59,0%

### Orge (principales origines)



	2016/17	2017/18	Evolution
UE à 28	17 637	21 069	19,5%